



## Introduction

Universitywide

Berkeley

Davis

Irvine

Los Angeles

Merced

Riverside

Program Highlights

Crime Statistics

San Diego

San Francisco

Santa Barbara

Santa Cruz

Glossary



PDF Version

## Program Highlights

For 2008, the most significant program highlighted is the partnership of the Police Department, Computing and Communication and Environmental Health & Safety with the implementation of the 3n Notification System. The 3n System is a way of providing accurate information and notification to the expansive, mobile UCR campus community in a timely fashion. It is a necessary tool for effective emergency management. This allows an option to provide students, faculty and staff with rapid, automated notification in the event of a campus or community emergency.

For detailed information regarding the programs and services, as well as information about the Department itself, please visit <http://police.ucr.edu>.

### Office of the Chief

The University of California at Riverside is headed by Chief Mike Lane and provides police services to the students, faculty and staff of the University. UCPD Riverside is composed of three divisions: Campus Patrol, Investigations/Crime Prevention and Administration. All three divisions fall under the command of the Office of the Chief of Police, which also includes the Assistant Chief of Police and Lieutenant of Police.

This office oversees all management functions of the department.

These functions include: Budget and payroll, public relations, internal affairs oversight, policy overview and implementation and legal matters concerning the department. The office is also the primary contact point for the Executive Leadership of the University in regards to police matters.

## Campus Patrol

There are two sections to the Division of Campus Patrol: Uniformed Patrol Services for the Campus and the University Neighborhood Enhancement Team. Both are headed by a Police Lieutenant. The Uniformed Patrol section is further divided into the specific watches or shifts, with each watch headed by a Police Sergeant. The University Neighborhood Enhancement Team, or UNET, is also headed by a Police Sergeant who works in tandem with a City of Riverside Police Sergeant, the other half of the UNET project. These two sections account for all personnel assigned to handle daily calls for service and proactive policing.

Also falling under the domain of this division is the Department's Community Service Officer Program. The CSOs are student-workers, employed by the Department to patrol various locations throughout campus in a non-sworn, unarmed capacity. It has been said and is still true, that the CSOs are the "eyes and ears" of the Department. The students have daily interaction with the officers and the program has proven to be an excellent introduction to campus law enforcement for students who may not have looked at the field otherwise.

The UNET project continues to be a very effective and unique undertaking for the department. The team is an example of an unprecedented level of cooperation between a municipal police department and a college or university police agency. The team, though not autonomous, enjoys a large degree of latitude in determining its focus and efforts; this is due in large part to the past and current success that the team enjoys.

## Investigations/Crime Prevention

The Investigations Division handles most criminal case follow-up, particularly in cases involving the issuance of search or arrest warrants, complex or those involving a potentially lengthy investigation. The Division is staffed by two detectives of who are considered “generalist” in nature, meaning that they do not specialize in one particular field. The detectives are also responsible for crime prevention activities, community outreach, as well as being a liaison between outside agencies and the department.

In a proactive approach and concerns by the UCR Community, the department has assigned a police officer to Crime Prevention. Duties include a proactive role in the distribution of information, presentations and training for personal safety.

### Administrative Division

The Administration Division handles all matters of accounting, record keeping, management of filed reports and IT for the Department. Also under this division falls the Department’s Live Scan operation. UCPD Riverside has become a primary provider of Live Scan services for the University and handles most Live Scan requirements. Members of the Administration Division handle all scheduling and monetary transactions related to the service.

Also falling under the command of the Administration Division is the Department’s 9-1-1 dispatch operations. All Department dispatchers, dispatch supervisors, as well as all issues related to the maintenance, upgrading and expansion of the campus 9-1-1 system is the responsibility of the division. Because of this arrangement, the campus 800 MHz radio system is also administered through this division; all campus departments wishing to use the system have this division as their primary point of contact.

*TOP*



**Introduction**

Universitywide

Berkeley

Davis

Irvine

Los Angeles

Merced

**Riverside**

Program Highlights

Crime Statistics

San Diego

San Francisco

Santa Barbara

Santa Cruz

**Glossary**



**PDF Version**

## Crime Statistics

- ***FBI Part I & Part II Crime Offenses***
- ***Arrests***
- ***Miscellaneous Activity***
- ***Value of Stolen Property***
- ***Crime Pie Charts***
- ***Crime Line Charts***
- ***Crime Rate Charts***

**Main**



**Page**

# U.C. Riverside

## FBI Part I & Part II Crime Offenses

### 2006 to 2008

2008 PART I OFFENSES	2006 NUMBER OF ACTUAL OFFENSES	2007 NUMBER OF ACTUAL OFFENSES	2008 NUMBER OF ACTUAL OFFENSES	2007 to 2008 Percent Change	2008 Offenses Cleared by Arrest or Exceptional Means	2008 Percent Cleared
<b>Criminal Homicide</b>						
Murder & Non Negligent	0	0	0	**	0	N/A
Manslaughter by Negligence	0	0	0	**	0	N/A
<b>TOTAL CRIMINAL HOMICIDE</b>	<b>0</b>	<b>0</b>	<b>0</b>	<b>**</b>	<b>0</b>	<b>N/A</b>
<b>Forcible Rape</b>						
Rape by Force	1	0	2	**	0	0%
Attempts to Commit Forcible Rape	0	0	1	**	1	100%
<b>TOTAL FORCIBLE RAPE</b>	<b>1</b>	<b>0</b>	<b>3</b>	<b>**</b>	<b>1</b>	<b>33%</b>
<b>Robbery</b>						
Firearm	1	0	0	**	0	N/A
Knife or Cutting Instrument	0	0	1	**	0	0%
Other Dangerous Weapon	0	1	0	**	0	N/A
Strong - Arm	4	7	7	**	0	0%
<b>TOTAL ROBBERY</b>	<b>5</b>	<b>8</b>	<b>8</b>	<b>**</b>	<b>0</b>	<b>0%</b>
<b>Assault</b>						
Firearm	0	0	0	**	0	N/A
Knife or Cutting Instrument	0	0	1	**	0	0%
Other Dangerous Weapon	3	0	3	**	2	67%
Hands, Fists, Feet, etc.	2	2	3	**	3	100%
Other Assault - Simple	26	22	51	132%	34	67%
<b>TOTAL ASSAULT</b>	<b>31</b>	<b>24</b>	<b>58</b>	<b>142%</b>	<b>39</b>	<b>67%</b>
<b>Part I Violent Crime Total</b>	<b>37</b>	<b>32</b>	<b>69</b>	<b>116%</b>	<b>40</b>	<b>58%</b>
<b>Burglary</b>						
Forcible Entry	20	17	13	-24%	0	0%

Unlawful Entry - No Force	20	32	31	-3%	1	3%
Attempted Forcible Entry	4	2	5	**	0	0%
<b>TOTAL BURGLARY</b>	<b>44</b>	<b>51</b>	<b>49</b>	<b>-7%</b>	<b>1</b>	<b>2%</b>
<b>Larceny - Theft</b>						
<b>TOTAL LARCENY - THEFT</b>	<b>258</b>	<b>251</b>	<b>302</b>	<b>20%</b>	<b>12</b>	<b>4%</b>
<b>Motor Vehicle Theft</b>						
Autos	8	15	12	-20%	3	25%
Trucks and Buses	0	0	0	**	0	N/A
Other Vehicles	0	4	0	**	0	N/A
<b>TOTAL MOTOR VEHICLE THEFT</b>	<b>8</b>	<b>19</b>	<b>12</b>	<b>-37%</b>	<b>3</b>	<b>25%</b>
<b>Arson</b>						
<b>TOTAL ARSON</b>	<b>3</b>	<b>7</b>	<b>3</b>	<b>**</b>	<b>2</b>	<b>67%</b>
<b>Part I Property Crime Total</b>	<b>313</b>	<b>328</b>	<b>366</b>	<b>12%</b>	<b>18</b>	<b>5%</b>
<b>PART I OFFENSES TOTAL</b>	<b>350</b>	<b>360</b>	<b>435</b>	<b>21%</b>	<b>58</b>	<b>13%</b>

<b>2008 PART II OFFENSES</b>	<b>2006 NUMBER OF ACTUAL OFFENSES</b>	<b>2007 NUMBER OF ACTUAL OFFENSES</b>	<b>2008 NUMBER OF ACTUAL OFFENSES</b>	<b>2007 to 2008 Percent Change</b>	<b>2008 Offenses Cleared by Arrest or Exceptional Means</b>	<b>2008 Percent Cleared</b>
Forgery & Counterfeiting	4	5	6	**	0	0%
Fraud	11	5	8	**	3	38%
Embezzlement	1	1	3	**	2	67%
Stolen Property: Buy, Receive, Possess	1	0	2	**	2	100%
Vandalism	58	81	68	-16%	2	3%
Weapons Offenses - Firearms	1	1	1	**	1	100%
Weapons Offenses - All Others	6	5	12	140%	11	92%
<b>WEAPONS OFFENSES TOTAL</b>	<b>7</b>	<b>6</b>	<b>13</b>	<b>117%</b>	<b>12</b>	<b>92%</b>
Sex Offenses	7	6	7	**	1	14%
Drug Abuse Violations	50	32	68	113%	66	97%
Gambling	0	0	0	**	0	N/A
DUI (Alcohol & Drugs)	48	37	77	108%	77	100%
Liquor Laws	2	0	9	**	1	11%
Drunkenness	7	9	17	89%	17	100%

Disorderly Conduct	5	1	2	**	1	50%
All Other Offenses - Bomb Actual	0	0	0	**	0	N/A
All Other Offenses - Bomb Threat	1	0	0	**	0	N/A
All Other Offenses - Trespass Demo	1	0	0	**	0	N/A
All Other Offenses - Trespass Other	3	3	1	**	1	100%
All Other Offenses - All Other UCR 26	62	47	193	311%	149	77%
<b>ALL OTHER OFFENSES TOTAL</b>	<b>67</b>	<b>50</b>	<b>194</b>	<b>288%</b>	<b>150</b>	<b>77%</b>
<b>PART II OFFENSES TOTAL</b>	<b>268</b>	<b>266</b>	<b>474</b>	<b>103%</b>	<b>334</b>	<b>70%</b>

\*\* Base numbers less than 10.

[TOP](#)

# U.C. Riverside Arrests 2008

## 2008 Arrests - FBI Crime Offenses

PART I	Sex		Age		UC Affiliation				Total Arrests
	Male	Female	Adult	Juvenile	Student	Faculty/ Staff	Total Affiliates	Not Affiliated	
Homicide / Manslaughter	0	0	0	0	0	0	0	0	0
Rape	1	0	1	0	0	0	0	1	1
Robbery	0	0	0	0	0	0	0	0	0
Total Assault	22	5	23	4	4	0	4	23	27
<b>Total Violent Crime Arrests</b>	<b>23</b>	<b>5</b>	<b>24</b>	<b>4</b>	<b>4</b>	<b>0</b>	<b>4</b>	<b>24</b>	<b>28</b>
<b>Property Crime</b>									
Burglary	1	0	1	0	0	0	0	1	1
Larceny	10	1	8	3	3	0	3	8	11
Motor Vehicle Theft	3	2	5	0	0	0	0	5	5
Arson	1	0	1	0	1	0	1	0	1
<b>Total Property Arrests</b>	<b>15</b>	<b>3</b>	<b>15</b>	<b>3</b>	<b>4</b>	<b>0</b>	<b>4</b>	<b>14</b>	<b>18</b>
<b>TOTAL PART I ARRESTS</b>	<b>38</b>	<b>8</b>	<b>39</b>	<b>7</b>	<b>8</b>	<b>0</b>	<b>8</b>	<b>38</b>	<b>46</b>

PART II	Sex		Age		UC Affiliation				Total Arrests
	Male	Female	Adult	Juvenile	Student	Faculty/ Staff	Total Affiliates	Not Affiliated	
Forgery & Counterfeiting	0	0	0	0	0	0	0	0	0
Fraud	3	0	3	0	1	0	1	2	3
Embezzlement	2	0	2	0	0	2	2	0	2
Stolen Property: Buy, Receive, Possess	2	0	1	1	1	0	1	1	2
Vandalism	3	0	1	2	0	0	0	3	3
Weapons Offenses - Firearms	1	0	1	0	1	0	1	0	1
Weapons Offenses - All Others	12	0	12	0	0	0	0	12	12
Sex Offenses	2	1	3	0	0	0	0	3	3
Drug Abuse Violations	63	11	69	5	13	0	13	61	74
Gambling	0	0	0	0	0	0	0	0	0
DUI (Alcohol & Drugs)	61	16	77	0	8	0	8	69	77
Liquor Laws	0	0	0	0	0	0	0	0	0
Drunkenness	13	2	15	0	3	0	3	12	15
Disorderly Conduct	1	0	0	1	0	0	0	1	1
Vagrancy	0	0	0	0	0	0	0	0	0
All Other Offenses - Bomb Actual	0	0	0	0	0	0	0	0	0
All Other Offenses - Bomb Threat	0	0	0	0	0	0	0	0	0
All Other Offenses - Trespass Demo	0	0	0	0	0	0	0	0	0
All Other Offenses - Trespass Other	1	1	2	0	0	0	0	2	2
All Other UCR 26	58	18	73	3	1	0	1	75	76
<b>TOTAL PART II ARRESTS</b>	<b>222</b>	<b>49</b>	<b>258</b>	<b>12</b>	<b>28</b>	<b>2</b>	<b>30</b>	<b>241</b>	<b>271</b>

Warrants & Non-Part I / Part II Arrests

Warrants Served Felony	0	0	0	0	0	0	0	0	0
Warrants Served Misdemeanor	0	0	0	0	0	0	0	0	0
Outside Warrants Served Felony	37	13	50	0	0	0	0	50	50
Outside Warrants Served Misdemeanor	44	8	52	0	0	0	0	52	52
All Other Non Part I/Part II Arrests	7	1	6	2	0	0	0	8	8
<b>TOTAL OTHER ARRESTS</b>	<b>88</b>	<b>22</b>	<b>108</b>	<b>2</b>	<b>0</b>	<b>0</b>	<b>0</b>	<b>110</b>	<b>110</b>

<b>TOTAL ARRESTS</b>	<b>348</b>	<b>79</b>	<b>406</b>	<b>21</b>	<b>36</b>	<b>2</b>	<b>38</b>	<b>389</b>	<b>427</b>
----------------------	------------	-----------	------------	-----------	-----------	----------	-----------	------------	------------

[TOP](#)

# U.C. Riverside Miscellaneous Activity 2008

<b>Police Officers Assaulted</b>	
With Personal Injury	0
Without Personal Injury	0
<b>Total Officers Assaulted</b>	<b>0</b>
<b>Bias Motivated Cases</b>	
Race	3
Religion	3
Sexual Orientation	0
Ethnicity	0
Physical / Mental Disabled	0
<b>Total Bias Motivated Cases</b>	<b>6</b>
<b>Weapons Related Cases</b>	
Firearms	1
Knife / Blade	11
Other Dangerous Weapons	4
<b>Total Weapons Related Cases</b>	<b>16</b>
<b>Domestic Violence Cases</b>	
No Weapons Involved	7
Weapons Involved	0
<b>Total Domestic Violence Cases</b>	<b>7</b>
<b>Alcohol-Related Cases</b>	
Violent Crime	0
Property Crime	0

Other Offense	84
<b>Total Alcohol-Related Cases</b>	<b>84</b>
<b>Non-Criminal Reports</b>	
Suicide	0
Attempted Suicide	0
Mentally Disordered Persons	31
Vehicle Tows	42
Report for Outside Agency	61
All Other	58
<b>Total Non-Criminal Reports</b>	<b>192</b>
<b>Traffic Accidents</b>	
Fatal	0
Injury	5
Non-injury	27
Bicycle Involved (not included in total)	1
<b>Total Traffic Accidents</b>	<b>32</b>
<b>Alarms</b>	
Security Alarms	1110
Fire Alarms	306
<b>Total Alarms</b>	<b>1416</b>

[TOP](#)

# U.C. Riverside


## Value of Stolen and Recovered Property 2008

Type of Property	Stolen Property			Recovered Property			Percent Recovered
	University Property	Other Property	Total Stolen	University Property	Other Property	Total Recovered	
Currency, Notes, etc.	\$889	\$2567	\$3456	\$0	\$0	\$0	0%
Jewelry & Precious Metals	\$0	\$1835	\$1835	\$0	\$400	\$400	22%
Clothing & Furs	\$0	\$5264	\$5264	\$0	\$0	\$0	0%
Locally Stolen Motor Vehicles	\$2800	\$69,500	\$72,300	\$2800	\$53,600	\$56,400	78%
Office Equipment - Computer	\$22,319	\$23,850	\$46,169	\$600	\$800	\$1400	3%
Office Equipment - Other	\$9533	\$1996	\$11,529	\$0	\$0	\$0	0%
TVs, Radios, Stereos, etc.	\$11,645	\$14,407	\$26,052	\$0	\$0	\$0	0%
Firearms	\$0	\$0	\$0	\$0	\$0	\$0	N/A
Household Goods	\$0	\$0	\$0	\$0	\$0	\$0	N/A
Consumable Goods	\$38	\$0	\$38	\$38	\$0	\$38	100%
Livestock	\$0	\$0	\$0	\$0	\$0	\$0	N/A
Miscellaneous - Bicycles	\$0	\$31,404	\$31,404	\$0	\$2520	\$2520	8%
Miscellaneous - Other	\$26,182	\$37,267	\$63,447	\$2660	\$1661	\$4321	7%
<b>TOTAL</b>	<b>\$73,406</b>	<b>\$188,088</b>	<b>\$261,494</b>	<b>\$6098</b>	<b>\$58,981</b>	<b>\$65,079</b>	<b>25%</b>


[TOP](#)

# U.C. Riverside Crime Charts

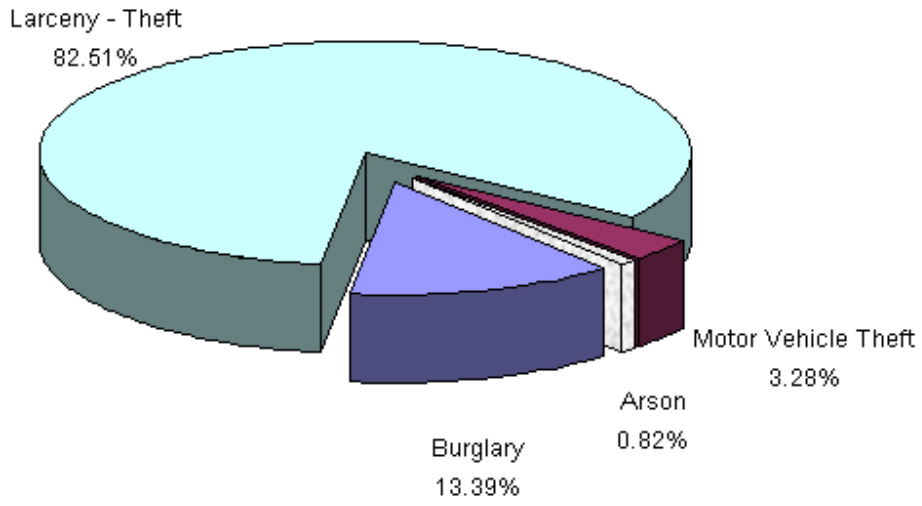
## 2008 Crime By Category



## Violent Crime - 2008



### Property Crime - 2008



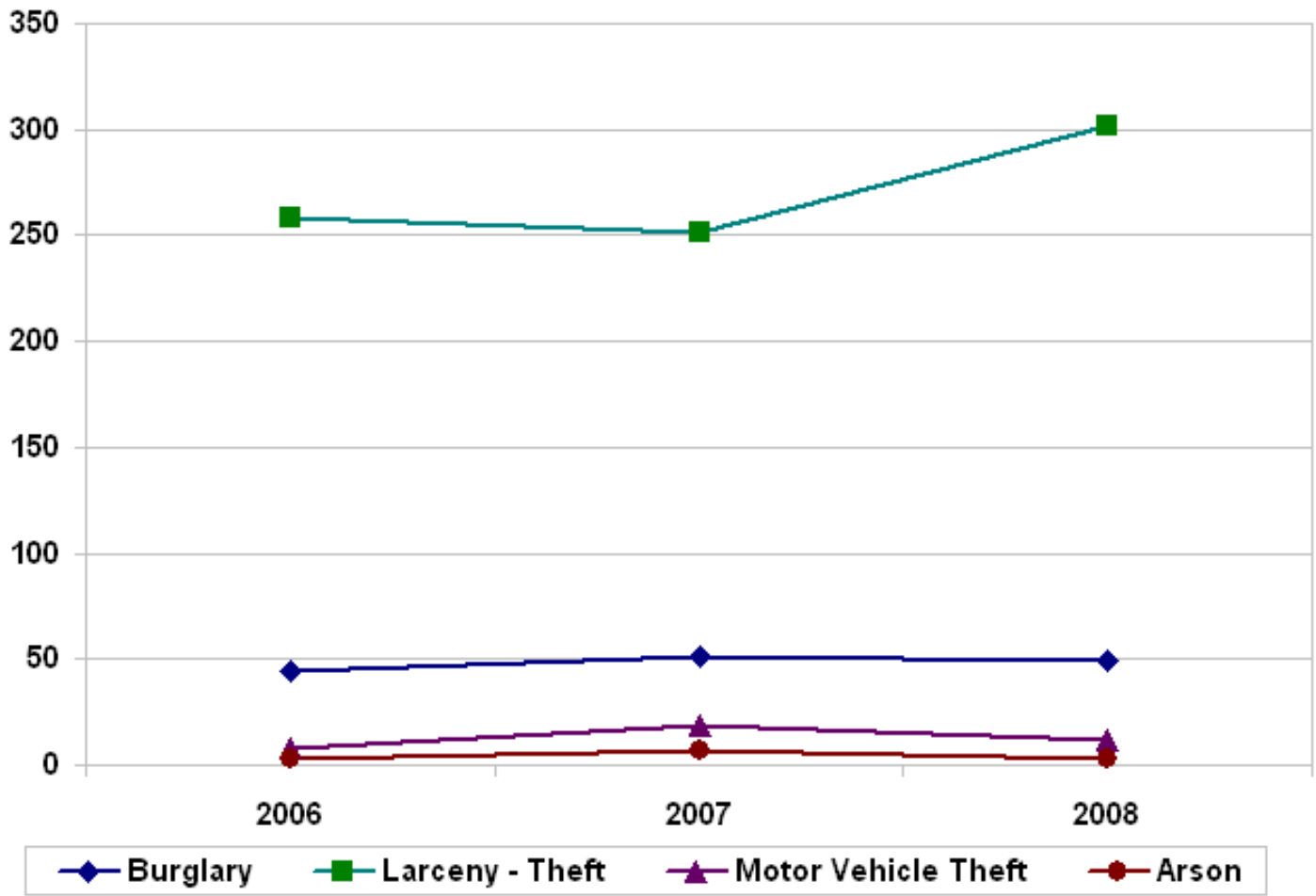
[TOP](#)

# U.C. Riverside Crime Graphs

Violent Crime - 2006 to 2008



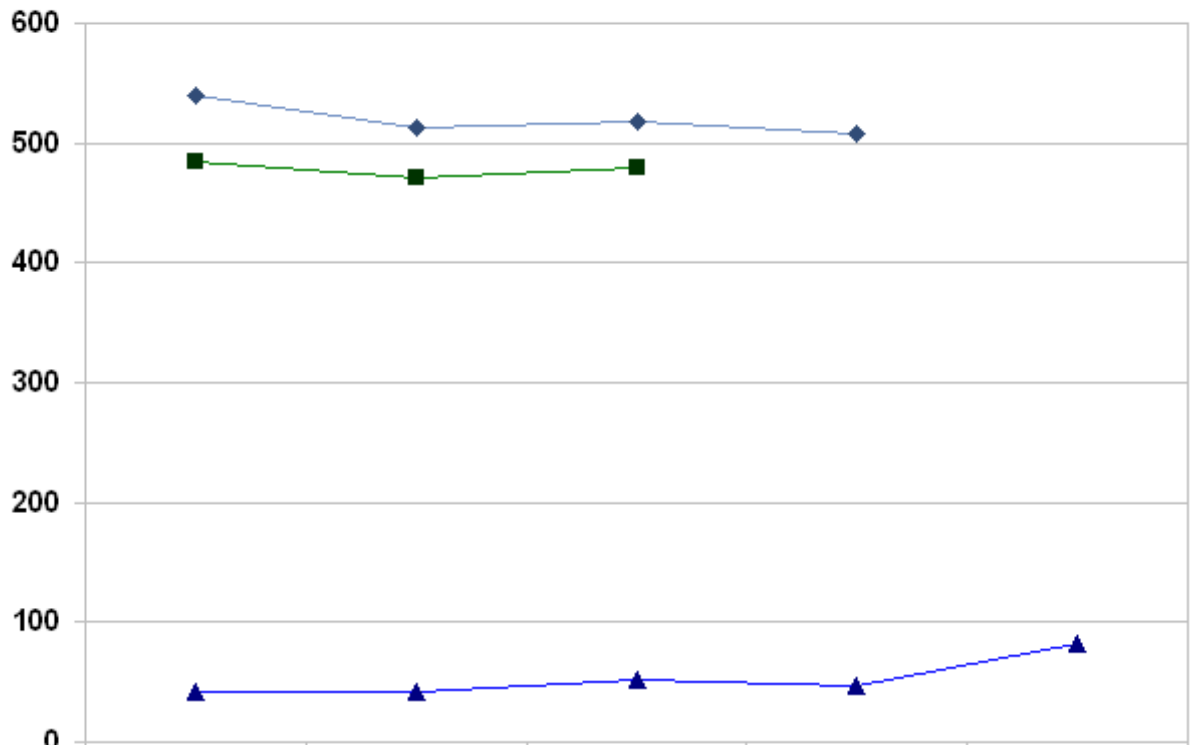
### Property Crime - 2006 to 2008



[TOP](#)

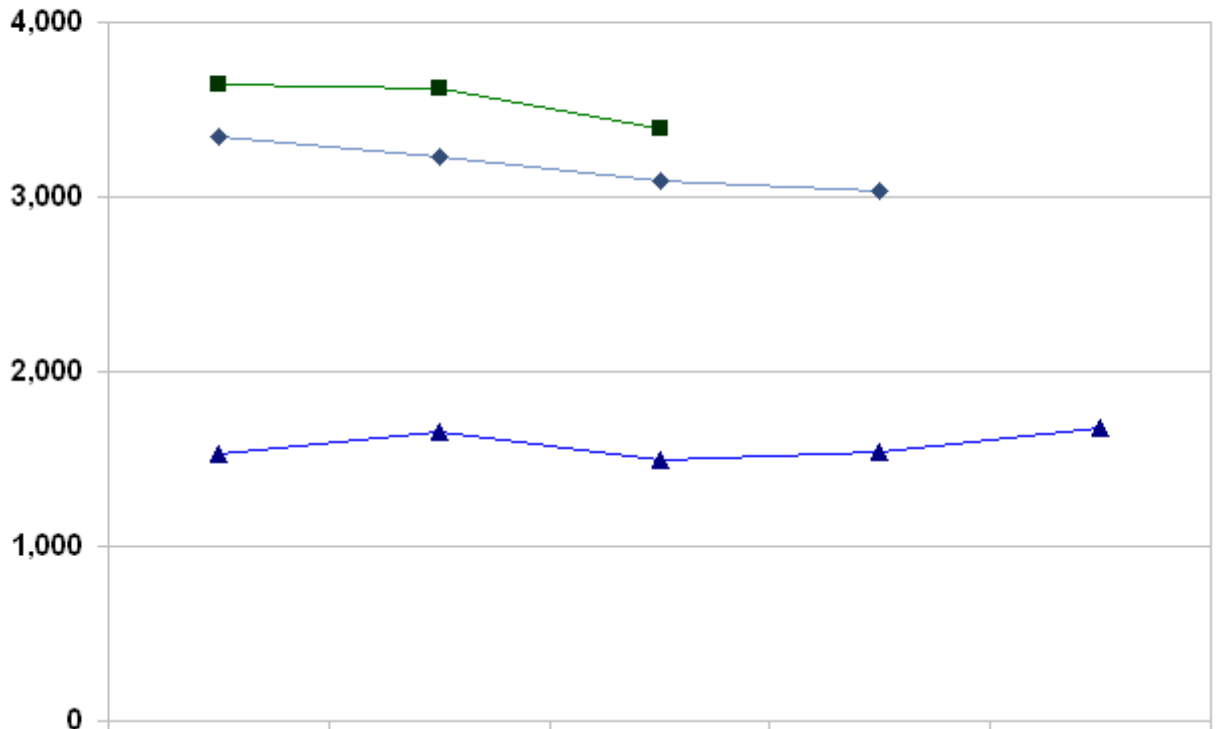
## U.C. Riverside Crime Line Charts

Violent Crime 2004 to 2008



	2004	2005	2006	2007	2008
California	539.60	512.30	518.40	507.00	⊗
Metropolitan Area**	484.25	470.25	479.95	⊗	⊗
U.C. Riverside	41.74	41.41	52.41	46.82	82.28

### Property Crime 2004 to 2008



	2004	2005	2006	2007	2008
◆ California	3,343.10	3,230.30	3,087.40	3,033.00	⊗
■ Metropolitan Area**	3,640.45	3,626.30	3,391.25	⊗	⊗
▲ U.C. Riverside	1,530.33	1,659.11	1,491.19	1,535.80	1,673.07

Rate per 100,000 population - U.C. Riverside population 21,876

⊗ Data not available at time of publication.

\*\* U.C. Riverside is within the Metropolitan Area of Riverside County and San Bernardino County. See "[In This Report](#)" for a definition of Metropolitan Areas.

[TOP](#)