



UNIVERSITY OF CALIFORNIA
POLICE DEPARTMENT

2007 Annual Report & Crime Statistics

Introduction

Universitywide

Berkeley

Davis

Irvine

Los Angeles

Merced

Riverside

San Diego

San Francisco

Santa Barbara

Santa Cruz

Program Highlights

Crime Statistics

Glossary



[PDF Version](#)

Program Highlights

Office of the Chief

One of the many responsibilities of the Chief of Police at the UC Santa Cruz Police Department is to maintain the agency vision. To do this, Chief Aluffi ensures that the Mission Statement of service is remembered, safety can flourish and the campus community is kept peaceful. Through sound leadership, direction and careful planning the Chief of Police can focus resources of the department to provide a safe environment for students, faculty and visitors at UC Santa Cruz.

An important part of the Office of the Chief is his Business Manager. She is responsible for providing clerical data, fiscal analysis, budget forecasting and being the Human Resource liaison for the Department.

For detailed information about our Department, please visit our website at www2.ucsc.edu/police.

Field Operations Division

The Field Operations Division, under the command of the Operations Captain, provides service to our campus community aligning to the community oriented policing philosophy. It includes Patrol, Investigations, Field Training Program, Motorcycle Unit and Animal Control. Bicycle patrols keep trails and the majestic

woods that surround our campus safe.

There are a number of university satellite locations off campus that require our officers to patrol a large physical area. Because of the University expansion additional personnel will be needed to maintain the high level of customer service that the department has provided.

During 2007, the Field Operation Division completed 1,370 police reports and arrested 159 individuals. They also issued 883 citations for vehicle code and local ordinance violations.

The 2007/2008 academic school year, UC Santa Cruz Police Department and the city of Santa Cruz were chosen to participate in the "Safer California Universities Study" program. The focus of the program was to concentrate enforcement of alcohol violations and measure the effectiveness of this enforcement on the student and student age population. Through a grant associated with this program, the UC Santa Cruz Police Department, in conjunction with the city police conducted a series of enforcement actions focusing on alcohol violations on campus and in areas immediately surrounding the campus. As part of the grant, the UC Santa Cruz Police Department coordinated DUI checkpoints, business compliance checks and party patrols. These events were successful producing multiple arrests and citations for alcohol related violations. In addition, publicity was generated highlighting the department and alcohol awareness.

Officer Tony Contreras coordinated the Citizen Police Academy II. This is a spectacular program that bridges relationships between students, staff, faculty and the police department. The academy covers topics ranging from patrol procedures, force continuum and a close-up view of policing with a ride-along. This year the Academy membership totaled 18 members, which was a substantial increase from last year.

November 7th, 2007 sparked a special challenge for UC Santa Cruz. Protestors in opposition of the LRDP (long range development

plan) stormed the Physical Science area and gave siege to a parking lot and surrounding trees. Protestors occupied several trees by constructing living areas within and were provided assistance by a number of supporters. This event has caused a number of challenges for the department concerning criminal and civil ramifications. Safety for this event has been the Police Department's number one concern. The potential for injury in any civil unrest is high. Our police officers, students and protestors have been able to co-exist allowing the right to protest to continue. A peaceful solution to the protestor's demands is desired.

Other facets of the Operation Division include:

- **Mt. Hamilton site**: is covered by a Resident Officer.
- **Parking Enforcement Team**: to provide top-level service while dealing with the challenges of construction-related problems and loss of parking lots. The team wrote 32,257 parking citations and booted 175 vehicles of repeat offenders.
- **Motorcycle units**: work in conjunction with local law enforcement to stage a concentrated traffic enforcement program called BADGES (Before Aggressive Drivers Get Everyone Stopped). This program brings awareness of speed, seat belt and vehicular safety to the campus and neighboring areas of the County.
- **Animal Control**: the UCSC Animal Control Officer's duties include keeping track of and following up on reports of mountain lion sightings, resolving conflicts between humans and wildlife, managing the campus feral cat population and enforcing the Non-Research Animal on Campus Policy. Since the UCSC campus' 2,000 acres are home to a variety of wild species, the Animal Control Officer spends a great deal of time educating the campus community on how to co-exist with our wild neighbors.

The Administrative Division, under the command of the Administrative Captain, consists of the Communications Bureau, Records Bureau, Evidence, Training, Internal Affairs and Campus Clery Compliance. The many units of this division combine their efforts to produce the backbone of the UCSC police force.

Other units of the Administrative Division include:

- **Communications**: Dispatchers provide radio dispatching and telephone switchboard services to the campus. It is the answering point for all campus emergency calls including 9-1-1. This unit dispatches the UCSC Police, Parking and Fire Departments and coordinates ambulance response to the campus. Other services include monitoring security, fire, and telephone system alarms, dispatching physical plant, campus shuttles and housing proctors.
- **Records and Evidence**: records personnel process all incoming calls at the front desk for Police and Parking services. They also field calls from the general public, cashier for payment of citations and organize evidence storage.
- **Kiosk Guards**: the Guards monitor both entrances to the campus after dark. Guards are responsible for ensuring that access to the campus is only granted to individuals with a legitimate reason to enter. Guards also provide assistance to law enforcement and have been instrumental in the arrest of individuals under the influence trying to enter the campus. Kiosk guards denied entry onto campus to 3,753 vehicles and took phone calls for assistance 12,733 times.
- **Training**: UCSC PD participated in countywide trainings that were designed to cover incidents in which the agencies might be working together, such as Critical Incident Response, crowd control, felony car stops and Crime Scene

Investigations.

TOP

Main



Page



UNIVERSITY OF CALIFORNIA
POLICE DEPARTMENT

2007

Annual Report & Crime Statistics

Introduction

Universitywide

Berkeley

Davis

Irvine

Los Angeles

Merced

Riverside

San Diego

San Francisco

Santa Barbara

Santa Cruz

Program Highlights

Crime Statistics

Glossary



[PDF Version](#)

Crime Statistics

- ***FBI Part I & Part II Crime Offenses***
- ***Arrests***
- ***Miscellaneous Activity***
- ***Value of Stolen Property***
- ***Crime Pie Charts***
- ***Crime Line Charts***
- ***Crime Rate Charts***

[Main](#)



[Page](#)

U.C. Santa Cruz

FBI Part I & Part II Crime Offenses

2005 to 2007

2007 PART I OFFENSES	2005 NUMBER OF ACTUAL OFFENSES	2006 NUMBER OF ACTUAL OFFENSES	2007 NUMBER OF ACTUAL OFFENSES	2006 to 2007 Percent Change	2007 Offenses Cleared by Arrest or Exceptional Means	2007 Percent Cleared
Criminal Homicide						
Murder & Non Negligent	0	0	0	**	0	N/A
Manslaughter by Negligence	0	0	0	**	0	N/A
TOTAL CRIMINAL HOMICIDE	0	0	0	**	0	N/A
Forcible Rape						
Rape by Force	2	2	3	**	0	0%
Attempts to Commit Forcible Rape	0	0	0	**	0	N/A
TOTAL FORCIBLE RAPE	2	2	3	**	0	0%
Robbery						
Firearm	0	0	0	**	0	N/A
Knife or Cutting Instrument	0	0	0	**	0	N/A
Other Dangerous Weapon	0	0	0	**	0	N/A
Strong - Arm	0	2	1	**	1	100%
TOTAL ROBBERY	0	2	1	**	1	100%
Assault						
Firearm	0	0	0	**	0	N/A
Knife or Cutting Instrument	0	0	0	**	0	N/A
Other Dangerous Weapon	1	1	1	**	0	0%
Hands, Fists, Feet, etc.	4	1	3	**	2	67%
Other Assault - Simple	21	18	6	-67%	2	33%
TOTAL ASSAULT	26	20	10	-50%	4	40%
Part I Violent Crime Total	28	24	14	-42%	5	36%
Burglary						
Forcible Entry	6	12	13	8%	0	0%
Unlawful Entry - No Force	40	31	23	-26%	1	4%

Attempted Forcible Entry	2	10	4	-60%	0	0%
TOTAL BURGLARY	48	53	40	-25%	1	3%
Larceny - Theft						
TOTAL LARCENY - THEFT	239	249	198	-20%	22	11%
Motor Vehicle Theft						
Autos	1	2	2	**	1	50%
Trucks and Buses	0	0	1	**	0	0%
Other Vehicles	4	1	2	**	1	50%
TOTAL MOTOR VEHICLE THEFT	5	3	5	**	2	40%
Arson						
TOTAL ARSON	1	2	7	**	2	29%
Part I Property Crime Total	293	307	250	-19%	27	11%
PART I OFFENSES TOTAL	321	331	264	-20%	32	12%

2007 PART II OFFENSES	2005 NUMBER OF ACTUAL OFFENSES	2006 NUMBER OF ACTUAL OFFENSES	2007 NUMBER OF ACTUAL OFFENSES	2006 to 2007 Percent Change	2007 Offenses Cleared by Arrest or Exceptional Means	2007 Percent Cleared
Forgery & Counterfeiting	4	0	2	**	1	50%
Fraud	4	4	5	**	1	20%
Embezzlement	0	1	1	**	1	100%
Stolen Property: Buy, Receive, Possess	4	0	4	**	2	50%
Vandalism	93	209	231	11%	4	2%
Weapons Offenses - Firearms	0	0	1	**	1	100%
Weapons Offenses - All Others	1	3	0	**	0	N/A
WEAPONS OFFENSES TOTAL	1	3	1	**	1	100%
Sex Offenses	3	3	0	**	0	N/A
Drug Abuse Violations	6	5	12	140%	12	100%
Gambling	0	0	0	**	0	N/A
DUI (Alcohol & Drugs)	11	11	9	-18%	9	100%
Liquor Laws	5	7	10	43%	10	100%
Drunkenness	59	88	80	-9%	65	81%
Disorderly Conduct	0	0	5	**	5	100%

All Other Offenses - Bomb Actual	0	0	0	**	0	N/A
All Other Offenses - Bomb Threat	0	0	0	**	0	N/A
All Other Offenses - Trespass Demo	1	0	0	**	0	N/A
All Other Offenses - Trespass Other	2	1	8	**	7	88%
All Other Offenses - All Other UCR 26	71	0	0	**	22	N/A
ALL OTHER OFFENSES TOTAL	74	1	8	**	29	363%
PART II OFFENSES TOTAL	264	332	368	11%	140	38%

** Base numbers less than 10.

[TOP](#)

U.C. Santa Cruz Arrests 2007

2007 Arrests - FBI Crime Offenses

Warrants & Non-Part I / Part II Arrests

Warrants Served Misdemeanor	0	0	0	0	0	0	0	0	0
Outside Warrants Served Felony	1	0	1	0	0	0	0	1	1
Outside Warrants Served Misdemeanor	6	1	7	0	0	0	0	7	7
All Other Non Part I/Part II Arrests	0	0	0	0	0	0	0	0	0
TOTAL OTHER ARRESTS	7	1	8	0	0	0	0	8	8

TOTAL ARRESTS	125	34	154	5	85	5	90	69	159
----------------------	------------	-----------	------------	----------	-----------	----------	-----------	-----------	------------

[TOP](#)

U.C. Santa Cruz Miscellaneous Activity 2007

Police Officers Assaulted	
With Personal Injury	0
Without Personal Injury	1
Total Officers Assaulted	1
Bias Motivated Cases	
Race	5
Religion	3
Sexual Orientation	1
Ethnicity	0
Physical / Mental Disabled	0
Total Bias Motivated Cases	9
Weapons Related Cases	
Firearms	1
Knife / Blade	0
Other Dangerous Weapons	0
Total Weapons Related Cases	1
Domestic Violence Cases	
No Weapons Involved	1
Weapons Involved	1
Total Domestic Violence Cases	2
Alcohol-Related Cases	
Violent Crime	2
Property Crime	4

Other Offense	103
Total Alcohol-Related Cases	109
Non-Criminal Reports	
Suicide	0
Attempted Suicide	1
Mentally Disordered Persons	20
Vehicle Tows	23
Report for Outside Agency	10
All Other	546
Total Non-Criminal Reports	600
Traffic Accidents	
Fatal	0
Injury	22
Non-injury	50
Bicycle Involved (not included in total)	14
Total Traffic Accidents	72
Alarms	
Security Alarms	431
Fire Alarms	159
Total Alarms	590

[TOP](#)

U.C. Santa Cruz

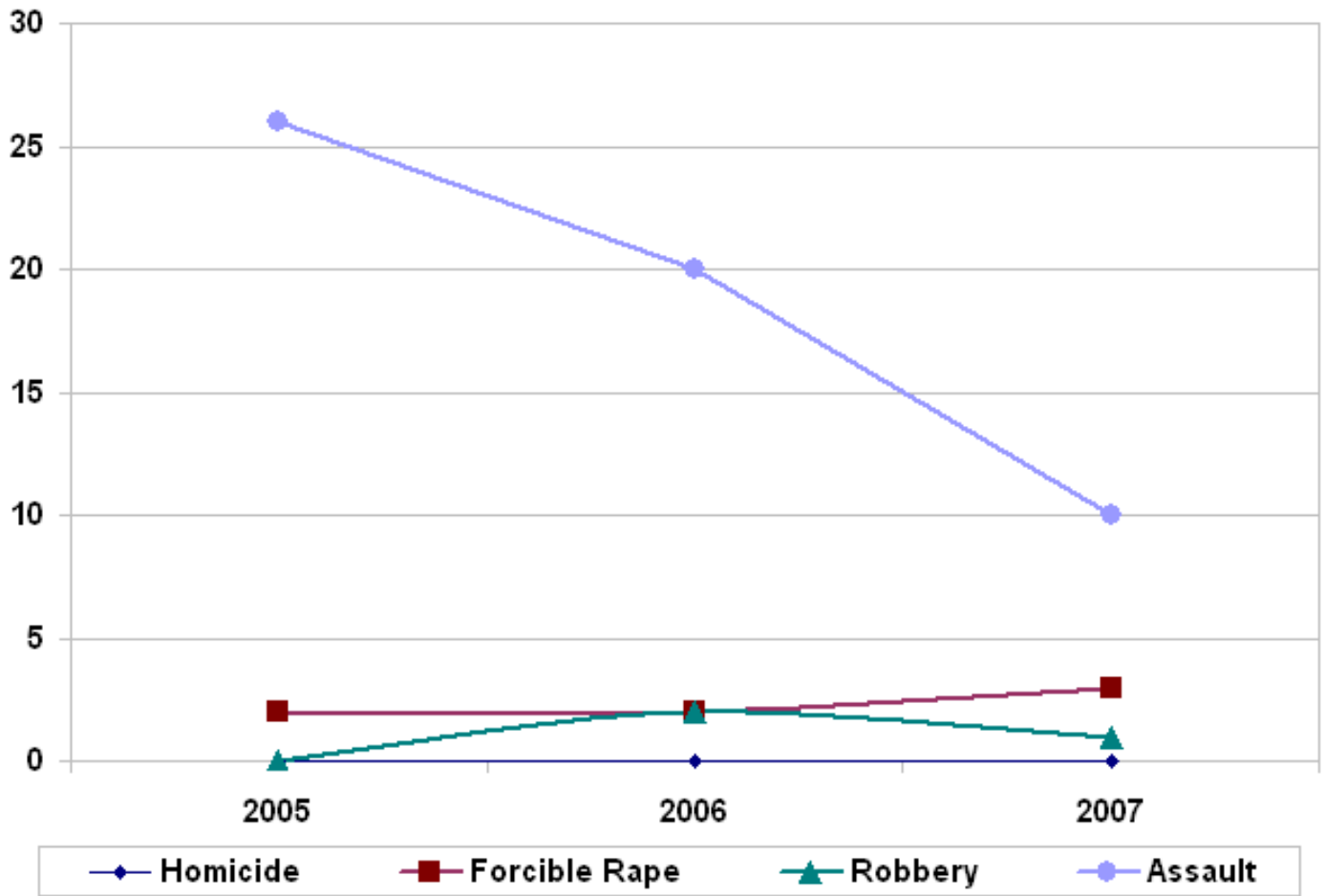
Value of Stolen and Recovered Property 2007

Type of Property	Stolen Property			Recovered Property			Percent Recovered
	University Property	Other Property	Total Stolen	University Property	Other Property	Total Recovered	
Currency, Notes, etc.	\$181	\$3446	\$3627	\$0	\$14	\$14	100%
Jewelry & Precious Metals	\$0	\$964	\$964	\$0	\$0	\$0	0%
Clothing & Furs	\$0	\$2220	\$2220	\$0	\$940	\$940	42%
Locally Stolen Motor Vehicles	\$7000	\$3500	\$10,500	\$0	\$1000	\$1000	10%
Office Equipment - Computer	\$17,500	\$22,180	\$39,680	\$2500	\$3699	\$6199	16%
Office Equipment - Other	\$7575	\$430	\$8005	\$0	\$0	\$0	0%
TVs, Radios, Stereos, etc.	\$16,564	\$17,372	\$33,936	\$1000	\$0	\$1000	3%
Firearms	\$0	\$0	\$0	\$0	\$0	\$0	N/A
Household Goods	\$0	\$240	\$240	\$0	\$0	\$0	0%
Consumable Goods	\$0	\$150	\$150	\$0	\$0	\$0	0%
Livestock	\$0	\$115	\$115	\$0	\$0	\$0	0%
Miscellaneous - Bicycles	\$0	\$9110	\$9110	\$0	\$100	\$100	1%
Miscellaneous - Other	\$19,396	\$51,047	\$70,443	\$180	\$6897	\$7077	10%
TOTAL	\$68,216	\$110,774	\$178,990	\$3680	\$12,650	\$16,330	9%

[TOP](#)

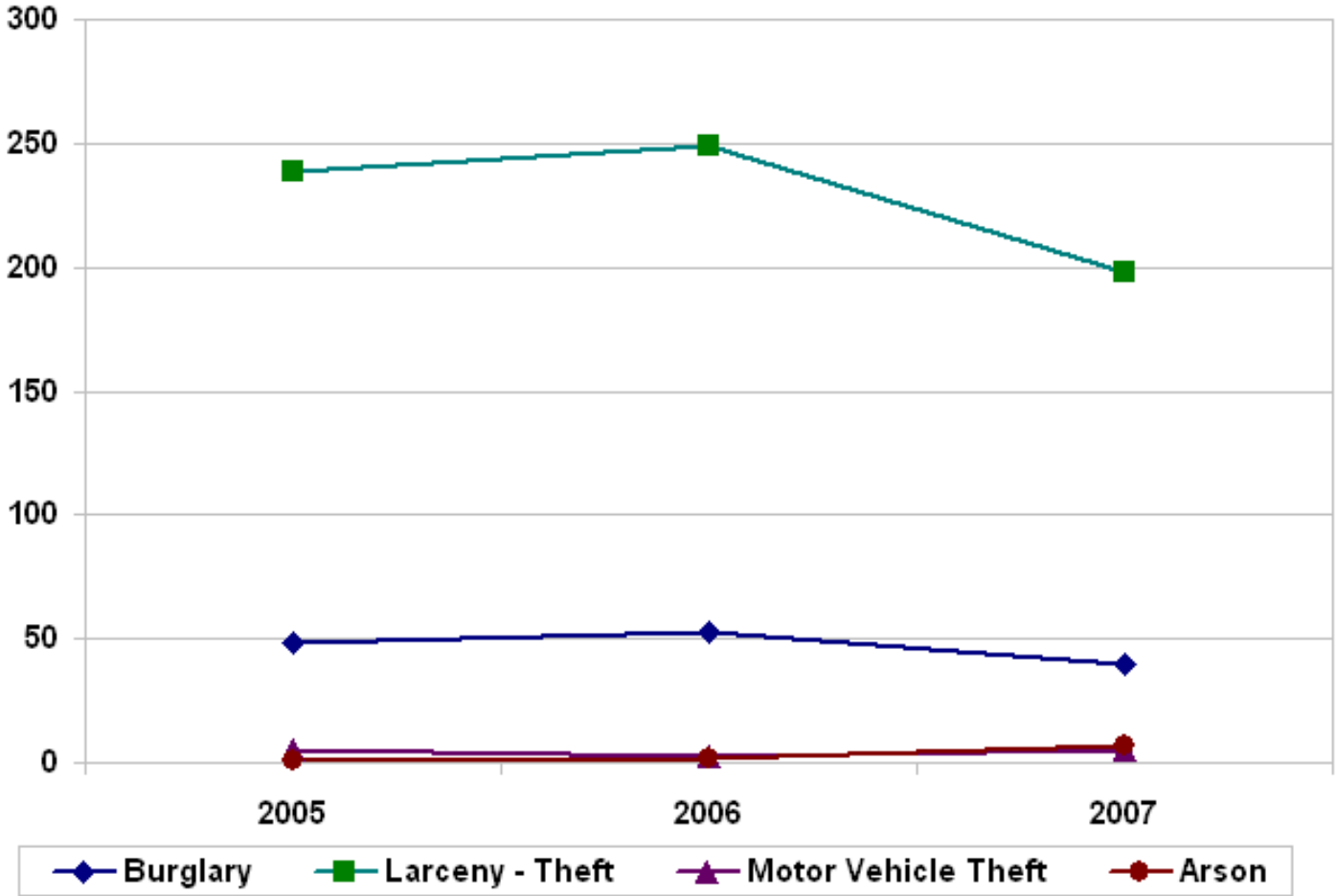
U.C. Santa Cruz Crime Line Charts

Violent Crime - 2005 to 2007



U.C. Santa Cruz Crime Line Charts

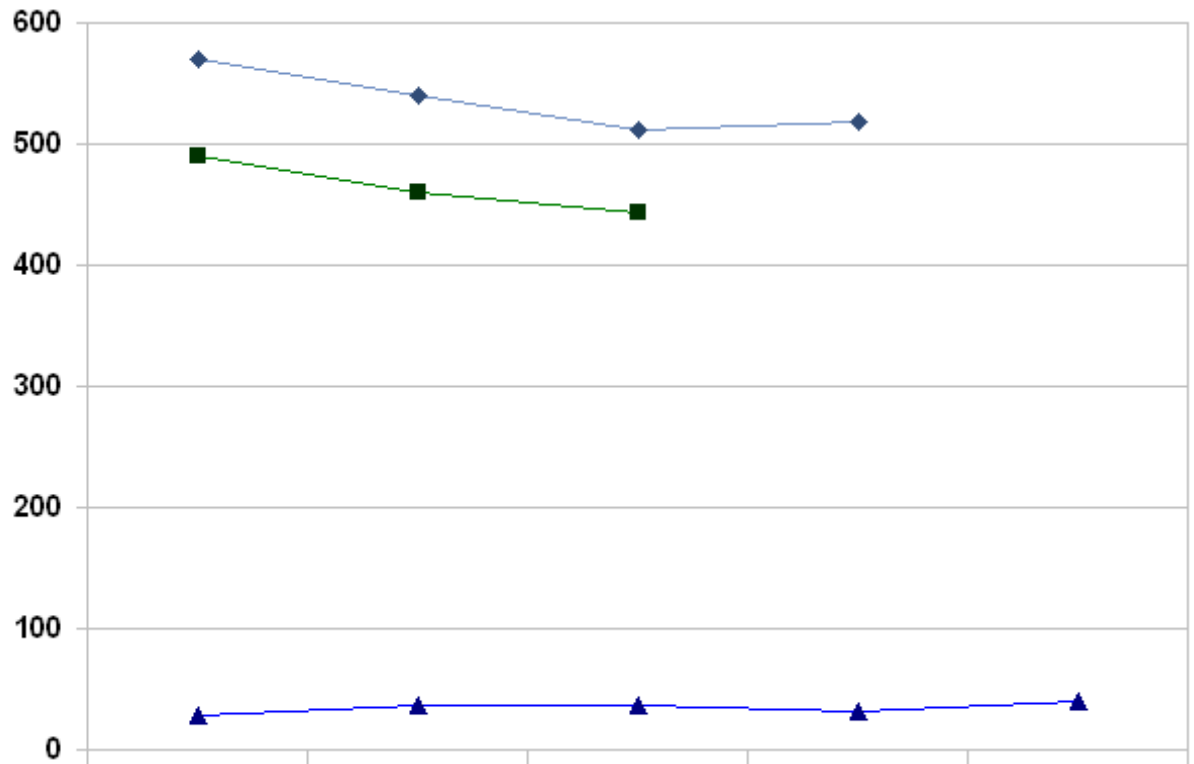
Property Crime - 2005 to 2007



[TOP](#)

U.C. Santa Cruz Crime Rate Charts

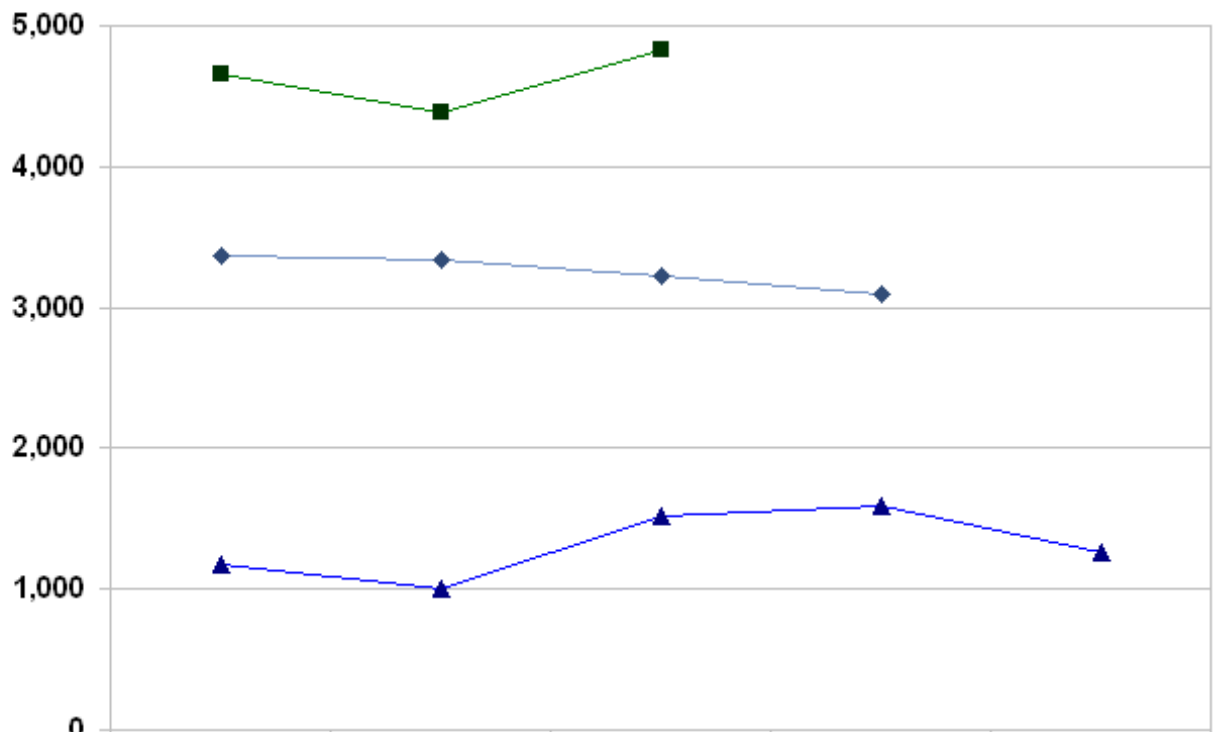
Violent Crime 2003 to 2007



	2003	2004	2005	2006	2007
California	569.40	539.60	512.30	518.40	⊗
Metropolitan Area**	489.20	460.80	443.20	⊗	⊗
U.C. Santa Cruz	28.78	36.54	36.35	30.97	40.20

Property Crime 2003 to 2007





	2003	2004	2005	2006	2007
◆ California	3,364.60	3,343.10	3,230.30	3,087.40	ⓧ
■ Metropolitan Area**	4,659.30	4,381.90	4,825.40	ⓧ	ⓧ
▲ U.C. Santa Cruz	1,175.34	1,002.24	1,521.60	1,584.60	1,256.22

Rate per 100,000 population - U.C. Santa Cruz population 19,901

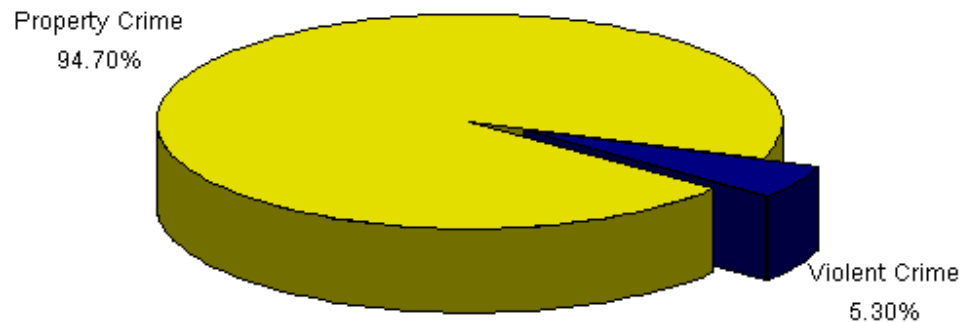
ⓧ Data not available at time of publication.

** U.C. Santa Cruz is within the Metropolitan Area of Santa Cruz County. See "[In This Report](#)" for a definition of Metropolitan Areas.

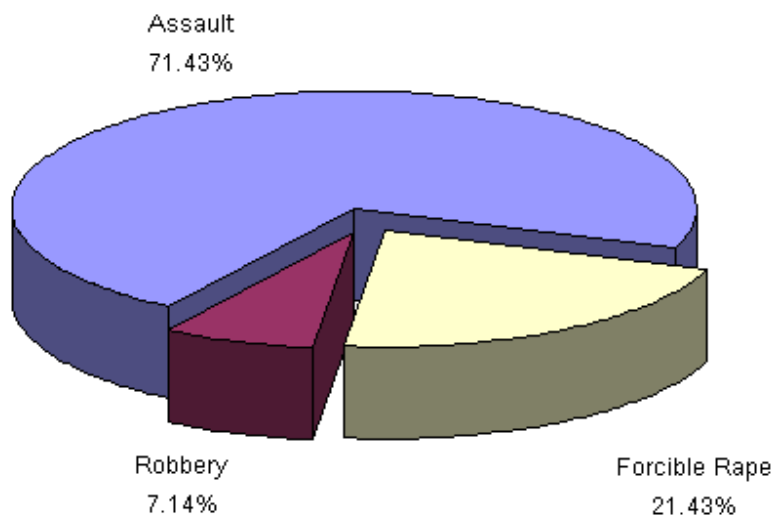
[TOP](#)

U.C. Santa Cruz Crime Charts

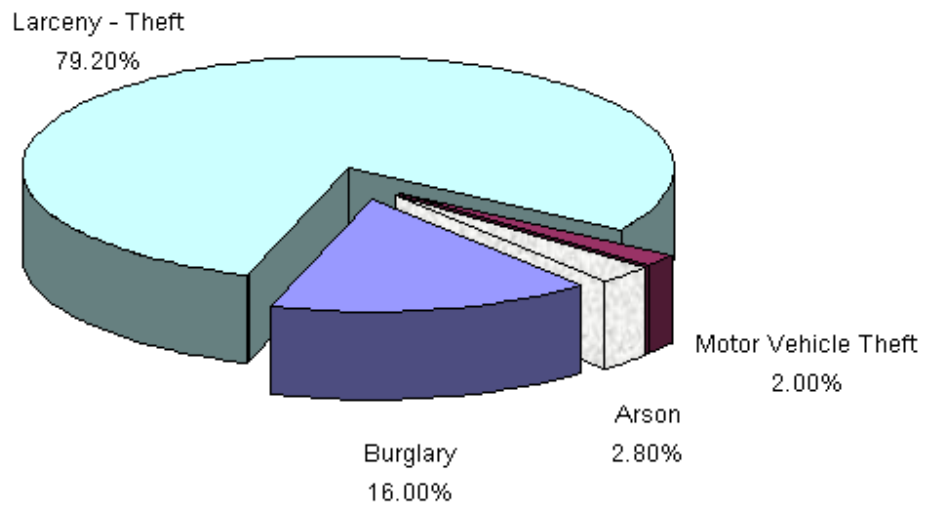
2007 Crime By Category



Violent Crime - 2007



Property Crime - 2007



[TOP](#)