



UNIVERSITY OF CALIFORNIA  
POLICE DEPARTMENT

## 2007 Annual Report & Crime Statistics

### Introduction

Universitywide

Berkeley

Davis

Irvine

Los Angeles

Merced

Riverside

San Diego

San Francisco

Santa Barbara

Program Highlights

Crime Statistics

Santa Cruz

Glossary

# Santa Barbara

PDF Version

## Program Highlights

2007 brought seven new police officers to the department.

The department continues to grow and improve on providing the highest level of police services to the campus and surrounding community. All of the units listed below are a vital part of that service, and the men and women who make up those units continue to bring forward ideas on how to improve that service in an efficient and professional manner.

For more information about UCPD Santa Barbara, please visit our website at <http://police.ucsb.edu/index.html>

### Patrol Division

University of California Police Officers generally provide for the peace, safety, and security of persons and facilities on the university campus and those properties owned, controlled, or occupied by the University of California. It is the function of the patrol unit to provide twenty-four hour uniformed patrol coverage to all areas of the university. Officers provide preventive patrols on foot, bicycle and motor vehicles; receive, process and investigate complaints by citizens; respond to emergencies such as crimes, accidents, injuries, illness and fires; protect persons and property through crime prevention; arrest offenders; appear in court; provide traffic control and enforcement; attend community meetings; perform miscellaneous services related to public health

and safety; safeguard the custody and disposal of evidence and lost and found property.

## Rescue Unit

The Rescue unit provides the university and surrounding community with a paramedic ambulance service that operates twenty-four hours a day. The unit is staffed with full-time Paramedics and part-time Emergency Medical Technicians that are also full-time UCSB students. The Rescue unit contributes to the medical readiness of the community by delivering emergency medical aid and teaching cardiopulmonary resuscitation classes to campus departments and the public. The unit actively participates in the skill development of emergency medical technicians and paramedics by participating in training seminars and supporting the county's annual Emergency Medical Services Conference. The Rescue unit responded to six hundred forty-three medical calls this year, transporting four hundred forty-two patients to a medical facility. One hundred forty-seven of the medical calls were for first aid assistance, not requiring patient transportation.

## Rape Prevention & Education

The Rape Prevention and Education Program (RPEP) is a personal safety program jointly sponsored by the UCSB Police Department and the UCSB Women's Center. Police and RPEP staff work together to educate the campus community about sexual assault prevention and to develop strategies for a safer environment. RPEP staff are also available to provide education, aid, and counseling to survivors of sexual assault.

Rape prevention workshops, discussions, and seminars are available to all students, staff and faculty, both on-campus and in the surrounding community. Workshops focus on prevention, resources and assistance.

## Investigations Unit

The Investigations unit fulfills the community's need for advanced

resources in criminal investigation, crime prevention, personal safety, dignitary protection, and liaison to outside agencies. The unit investigates all major felonies, crimes against persons, property and general crimes. The supervisor of the unit acts as the coordinator for the hiring process for police officers.

### Crime Prevention and Training

This unit is responsible for managing the department's in-service training, coordination of all crime prevention programs, approval of campus alarm systems, including the 5-point security inspections, electronic access control and other staff projects. This position is also responsible for media relations, updating the department web page with logs and alerts, and acts as the Public Information Officer. This office coordinates officers who set up presentations throughout campus and is available to answer any questions the campus community wants to ask. Sergeant Mark Signa, though promoted and assigned to patrol, continues to write an occasional article for the Daily Nexus, the campus newspaper, where he lists some of the commonly asked questions and his responses to those questions. This office also manages our bicycle safety class. Persons who receive citations for bicycle violations on campus have the option of attending the one hour bicycle safety class in lieu of going to court.

### Community Service Organization

The Community Service Organization (CSO) consists of students who work with the Police Department in serving the campus community. The CSO program began in 1972 as a communication link between the police and students, and has grown to fulfill safety and security needs of the university. CSOs provide public assistance and personal safety escorts, complete security checks, and detect safety hazards in campus facilities. CSOs also provide security for campus events and residence halls, to meet the special needs of these areas. In response to the needs of over fourteen thousand bicyclists at UCSB, CSOs conduct a comprehensive safety

program of bicycle education, licensing and enforcement.

Throughout 2007, the CSOs have participated in a campaign to educate the public and regulate behavior pertaining to “Rolling Stock” (motor vehicles, bicycles, skaters, in-line skaters and skateboarders) issues in the central campus. With the increase in the on-campus housing population, the utilization of the CSOs has also increased.

### Isla Vista Foot Patrol

The Isla Vista Foot Patrol (IVFP) was initiated in 1970 in the interest of developing “community based policing” for Isla Vista. The UCSB Police Department works with the Santa Barbara County Sheriff’s Department (SBSO) and the California Highway Patrol (added in 1995) to staff the IVFP. While the SBSO maintains overall jurisdictional responsibility for Isla Vista, the UCSB Police Department and California Highway Patrol provide a cooperative role in serving the special needs of a highly diverse population of over nineteen thousand people. The UCSB Police Department also serves an important role in representing the university’s interests in matters of safety and security. The IVFP provides police uniformed public safety services on foot, bicycle and in motor vehicles.

### Records Unit

The Records unit provides information resources to university departments and law enforcement affiliates. The Records unit serves as a “clearing house” for information developed and recorded by all units of the Police Department. Services include police record maintenance and control; employment identification processing; and records liaison with other university departments.

### Communications Unit

The Communications unit provides radio and telephone support services to police personnel and the public. Services include: dispatching police department response to all calls for emergency

and routine services; providing information and assistance to the public; monitoring alarm systems for fire, hazard, security and intrusion; and maintaining crime and traffic record data systems.

***TOP***

**Main**



**Page**



UNIVERSITY OF CALIFORNIA  
POLICE DEPARTMENT

2007

## Annual Report & Crime Statistics

### Introduction

Universitywide

Berkeley

Davis

Irvine

Los Angeles

Merced

Riverside

San Diego

San Francisco

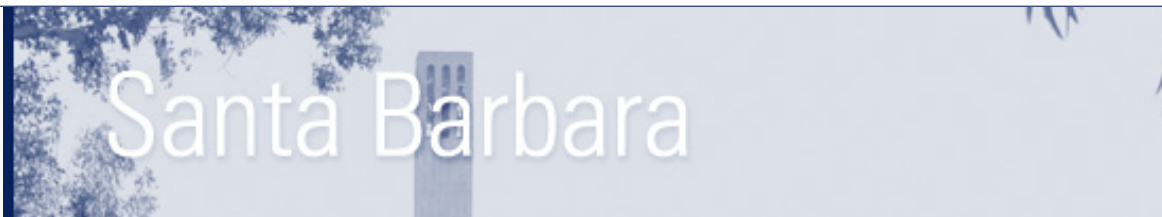
Santa Barbara

Program Highlights

Crime Statistics

Santa Cruz

Glossary



# Santa Barbara

[PDF Version](#)

## Crime Statistics

- ***FBI Part I & Part II Crime Offenses***
- ***Arrests***
- ***Miscellaneous Activity***
- ***Value of Stolen Property***
- ***Crime Pie Charts***
- ***Crime Line Charts***
- ***Crime Rate Charts***

[Main](#)



Page

# U.C. Santa Barbara FBI Part I & Part II Crime Offenses 2005 to 2007

2007 PART I OFFENSES	2005 NUMBER OF ACTUAL OFFENSES	2006 NUMBER OF ACTUAL OFFENSES	2007 NUMBER OF ACTUAL OFFENSES	2006 to 2007 Percent Change	2007 Offenses Cleared by Arrest or Exceptional Means	2007 Percent Cleared
<b>Criminal Homicide</b>						
Murder & Non Negligent	0	0	0	**	0	N/A
Manslaughter by Negligence	0	0	0	**	0	N/A
<b>TOTAL CRIMINAL HOMICIDE</b>	<b>0</b>	<b>0</b>	<b>0</b>	<b>0%</b>	<b>0</b>	<b>N/A</b>
<b>Forcible Rape</b>						
Rape by Force	4	6	5	**	0	0%
Attempts to Commit Forcible Rape	1	0	0	**	0	N/A
<b>TOTAL FORCIBLE RAPE</b>	<b>5</b>	<b>6</b>	<b>5</b>	<b>**</b>	<b>0</b>	<b>0%</b>
<b>Robbery</b>						
Firearm	0	0	0	**	0	N/A
Knife or Cutting Instrument	0	0	0	**	0	N/A
Other Dangerous Weapon	0	0	0	**	0	N/A
Strong - Arm	0	2	0	**	0	N/A
<b>TOTAL ROBBERY</b>	<b>0</b>	<b>2</b>	<b>0</b>	<b>**</b>	<b>0</b>	<b>N/A</b>
<b>Assault</b>						
Firearm	0	0	0	**	0	N/A
Knife or Cutting Instrument	0	0	0	**	0	N/A
Other Dangerous Weapon	3	1	1	**	0	0%
Hands, Fists, Feet, etc.	4	2	6	**	2	33%
Other Assault - Simple	19	17	23	35%	20	87%
<b>TOTAL ASSAULT</b>	<b>26</b>	<b>20</b>	<b>30</b>	<b>50%</b>	<b>22</b>	<b>73%</b>
<b>Part I Violent Crime Total</b>	<b>31</b>	<b>28</b>	<b>35</b>	<b>25%</b>	<b>22</b>	<b>63%</b>
<b>Burglary</b>						
Forcible Entry	10	9	7	**	0	0%
Unlawful Entry - No Force	38	34	25	-26%	2	8%

Attempted Forcible Entry	2	4	4	**	1	25%
<b>TOTAL BURGLARY</b>	<b>50</b>	<b>47</b>	<b>36</b>	<b>-23%</b>	<b>3</b>	<b>8%</b>
<b>Larceny - Theft</b>						
<b>TOTAL LARCENY - THEFT</b>	<b>375</b>	<b>395</b>	<b>460</b>	<b>16%</b>	<b>26</b>	<b>6%</b>
<b>Motor Vehicle Theft</b>						
Autos	1	1	1	**	0	0%
Trucks and Buses	0	0	0	**	0	N/A
Other Vehicles	1	4	2	**	0	0%
<b>TOTAL MOTOR VEHICLE THEFT</b>	<b>2</b>	<b>5</b>	<b>3</b>	<b>**</b>	<b>0</b>	<b>0%</b>
<b>Arson</b>						
<b>TOTAL ARSON</b>	<b>0</b>	<b>1</b>	<b>1</b>	<b>**</b>	<b>0</b>	<b>0%</b>
<b>Part I Property Crime Total</b>	<b>427</b>	<b>448</b>	<b>500</b>	<b>12%</b>	<b>29</b>	<b>6%</b>
<b>PART I OFFENSES TOTAL</b>	<b>458</b>	<b>476</b>	<b>535</b>	<b>12%</b>	<b>51</b>	<b>10%</b>

<b>2007 PART II OFFENSES</b>	<b>2005 NUMBER OF ACTUAL OFFENSES</b>	<b>2006 NUMBER OF ACTUAL OFFENSES</b>	<b>2007 NUMBER OF ACTUAL OFFENSES</b>	<b>2006 to 2007 Percent Change</b>	<b>2007 Offenses Cleared by Arrest or Exceptional Means</b>	<b>2007 Percent Cleared</b>
Forgery & Counterfeiting	15	13	12	-8%	6	50%
Fraud	5	22	20	-9%	12	60%
Embezzlement	2	1	0	**	0	N/A
Stolen Property: Buy, Receive, Possess	1	8	10	25%	8	80%
Vandalism	60	58	71	22%	2	3%
Weapons Offenses - Firearms	2	1	2	**	2	100%
Weapons Offenses - All Others	6	6	3	**	3	100%
<b>WEAPONS OFFENSES TOTAL</b>	<b>8</b>	<b>7</b>	<b>5</b>	<b>**</b>	<b>5</b>	<b>100%</b>
Sex Offenses	3	2	5	**	2	40%
Drug Abuse Violations	58	99	91	-8%	91	100%
Gambling	0	0	0	**	0	N/A
DUI (Alcohol & Drugs)	36	50	79	58%	78	99%
Liquor Laws	82	132	214	62%	214	100%
Drunkenness	114	128	168	31%	168	100%
Disorderly Conduct	9	41	74	80%	72	97%

All Other Offenses - Bomb Actual	0	0	0	**	0	N/A
All Other Offenses - Bomb Threat	0	0	1	**	0	N/A
All Other Offenses - Trespass Demo	0	0	0	**	0	N/A
All Other Offenses - Trespass Other	9	6	8	**	5	63%
All Other Offenses - All Other UCR 26	99	62	58	-8%	41	71%
<b>ALL OTHER OFFENSES TOTAL</b>	<b>108</b>	<b>68</b>	<b>67</b>	<b>-1%</b>	<b>46</b>	<b>69%</b>
<b>PART II OFFENSES TOTAL</b>	<b>501</b>	<b>629</b>	<b>816</b>	<b>30%</b>	<b>704</b>	<b>86%</b>

\*\* Base numbers less than 10.

[TOP](#)



# U.C. Santa Barbara Arrests 2007

## 2007 Arrests - FBI Crime Offenses

### Warrants & Non-Part I / Part II Arrests

Warrants Served Misdemeanor	11	2	13	0	8	0	8	5	13
Outside Warrants Served Felony	5	0	5	0	1	0	1	4	5
Outside Warrants Served Misdemeanor	16	1	17	0	6	0	6	11	17
All Other Non Part I/Part II Arrests	68	14	80	2	11	3	14	68	82
<b>TOTAL OTHER ARRESTS</b>	<b>100</b>	<b>17</b>	<b>115</b>	<b>2</b>	<b>26</b>	<b>3</b>	<b>29</b>	<b>88</b>	<b>117</b>

<b>TOTAL ARRESTS</b>	<b>773</b>	<b>186</b>	<b>931</b>	<b>28</b>	<b>383</b>	<b>5</b>	<b>388</b>	<b>571</b>	<b>959</b>
----------------------	------------	------------	------------	-----------	------------	----------	------------	------------	------------

[TOP](#)

# U.C. Santa Barbara Miscellaneous Activity 2007

Police Officers Assaulted	
With Personal Injury	0
Without Personal Injury	2
<b>Total Officers Assaulted</b>	<b>2</b>
Bias Motivated Cases	
Race	0
Religion	0
Sexual Orientation	0
Ethnicity	0
Physical / Mental Disabled	0
<b>Total Bias Motivated Cases</b>	<b>0</b>
Weapons Related Cases	
Firearms	2
Knife / Blade	3
Other Dangerous Weapons	2
<b>Total Weapons Related Cases</b>	<b>7</b>
Domestic Violence Cases	
No Weapons Involved	10
Weapons Involved	0
<b>Total Domestic Violence Cases</b>	<b>10</b>
Alcohol-Related Cases	
Violent Crime	8
Property Crime	2

Other Offense	455
<b>Total Alcohol-Related Cases</b>	<b>465</b>
<b>Non-Criminal Reports</b>	
Suicide	0
Attempted Suicide	5
Mentally Disordered Persons	2
Vehicle Tows	34
Report for Outside Agency	30
All Other	156
<b>Total Non-Criminal Reports</b>	<b>227</b>
<b>Traffic Accidents</b>	
Fatal	1
Injury	15
Non-injury	60
Bicycle Involved (not included in total)	30
<b>Total Traffic Accidents</b>	<b>76</b>
<b>Alarms</b>	
Security Alarms	564
Fire Alarms	119
<b>Total Alarms</b>	<b>683</b>

[TOP](#)

# U.C. Santa Barbara

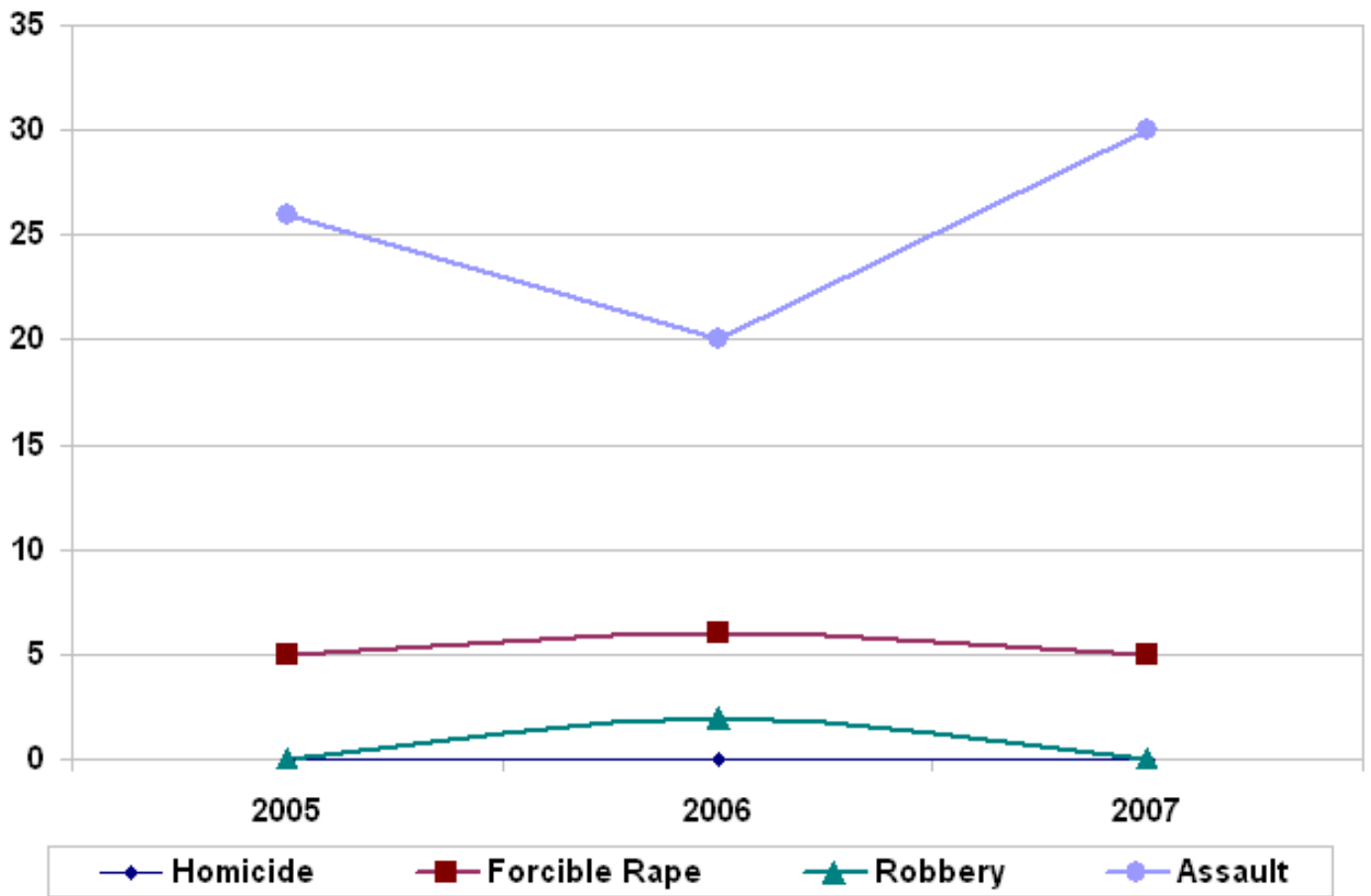
## Value of Stolen and Recovered Property 2007

Type of Property	Stolen Property			Recovered Property			Percent Recovered
	University Property	Other Property	Total Stolen	University Property	Other Property	Total Recovered	
Currency, Notes, etc.	\$150	\$5057	\$5207	\$50	\$81	\$131	3%
Jewelry & Precious Metals	\$0	\$63	\$63	\$0	\$0	\$0	0%
Clothing & Furs	\$111	\$2001	\$2112	\$0	\$165	\$165	8%
Locally Stolen Motor Vehicles	\$24,000	\$43,500	\$67,500	\$24,000	\$43,500	\$67,500	100%
Office Equipment - Computer	\$13,491	\$33,003	\$46,494	\$0	\$6591	\$6591	14%
Office Equipment - Other	\$6283	\$4786	\$11,069	\$0	\$165	\$165	1%
TVs, Radios, Stereos, etc.	\$2289	\$12,353	\$14,642	\$0	\$3420	\$3420	23%
Firearms	\$0	\$0	\$0	\$0	\$0	\$0	N/A
Household Goods	\$5336	\$30	\$5366	\$0	\$0	\$0	0%
Consumable Goods	\$0	\$15	\$15	\$0	\$0	\$0	0%
Livestock	\$0	\$0	\$0	\$0	\$0	\$0	N/A
Miscellaneous - Bicycles	\$401	\$61,770	\$62,171	\$401	\$10,967	\$11,368	18%
Miscellaneous - Other	\$6797	\$23,780	\$30,577	\$2052	\$1553	\$3605	12%
<b>TOTAL</b>	<b>\$58,858</b>	<b>\$186,358</b>	<b>\$245,216</b>	<b>\$26,503</b>	<b>\$66,442</b>	<b>\$92,945</b>	<b>38%</b>

[TOP](#)

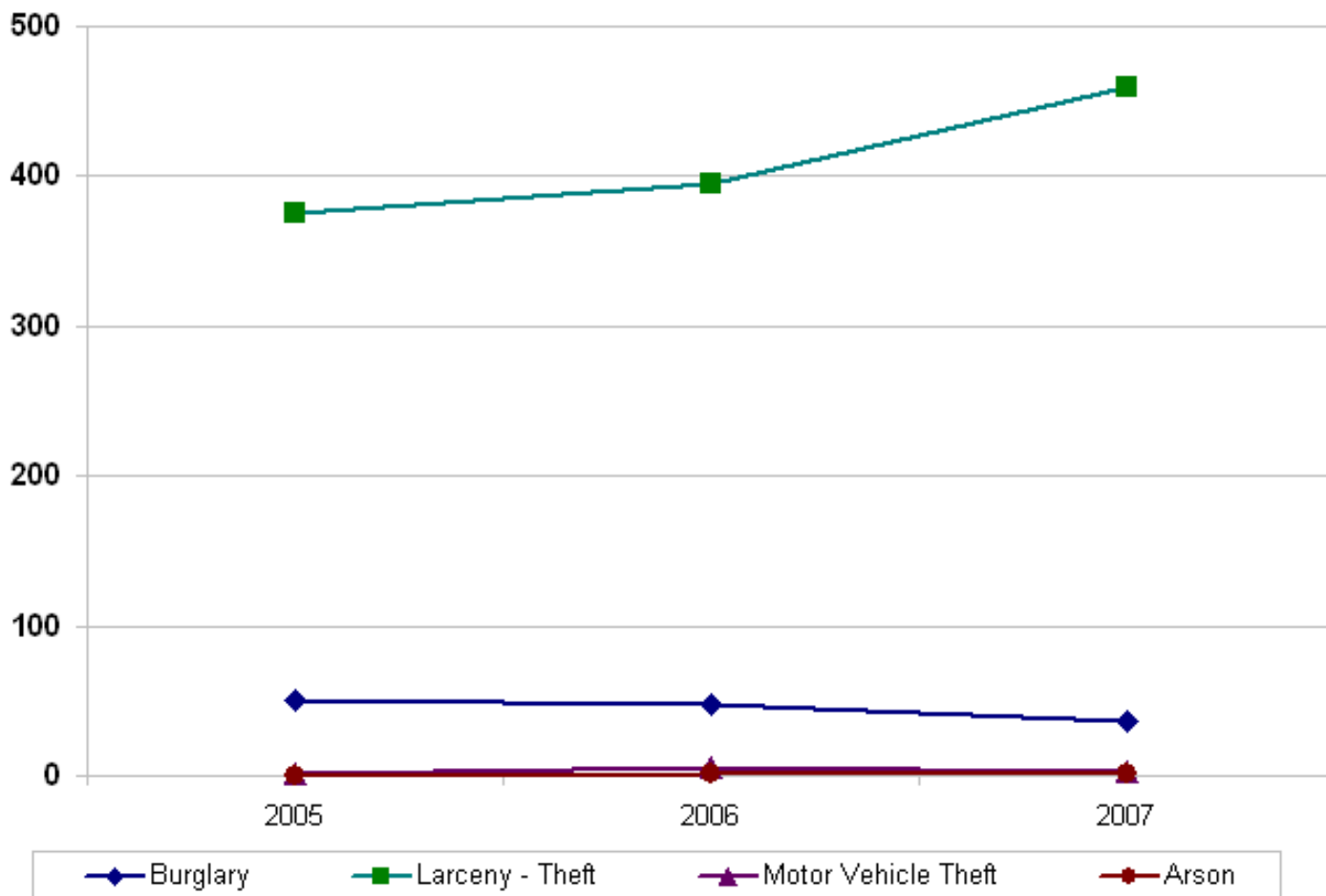
# U.C. Santa Barbara Crime Line Charts

Violent Crime - 2005 to 2007



# U.C. Santa Barbara Crime Line Charts

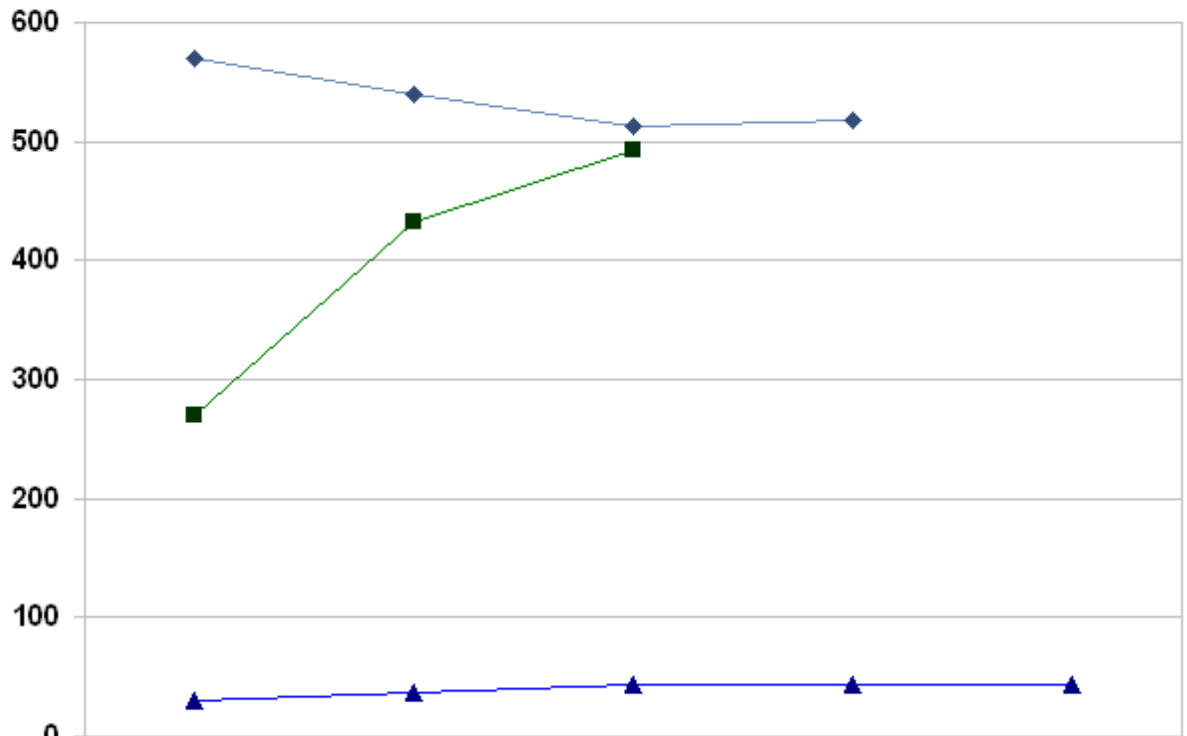
## Property Crime - 2005 to 2007



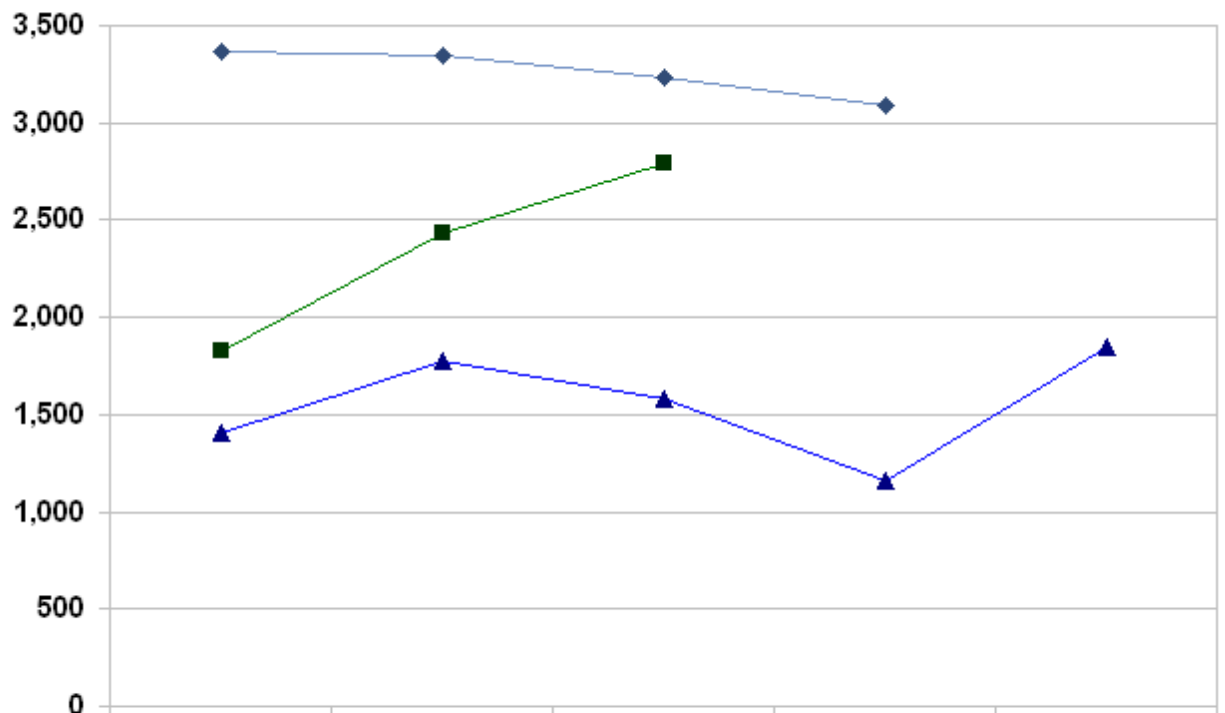
[TOP](#)

# U.C. Santa Barbara Crime Rate Charts

## Violent Crime 2003 to 2007



	2003	2004	2005	2006	2007
California	569.40	539.60	512.30	518.40	⊗
Metropolitan Area**	270.30	433.00	492.10	⊗	⊗
U.C. Santa Barbara	29.91	37.30	44.33	44.38	44.33



	2003	2004	2005	2006	2007
◆ California	3,364.60	3,343.10	3,230.30	3,087.40	⊗
■ Metropolitan Area**	1,826.00	2,427.60	2,792.60	⊗	⊗
▲ U.C. Santa Barbara	1,409.25	1,775.52	1,579.14	1,158.36	1,847.13

Rate per 100,000 population - U.C. Santa Barbara population 27,069


⊗ Data not available at time of publication.

\*\* U.C. Santa Barbara is within the Metropolitan Area of Santa Barbara County. See "[In This Report](#)" for a definition of Metropolitan Areas.

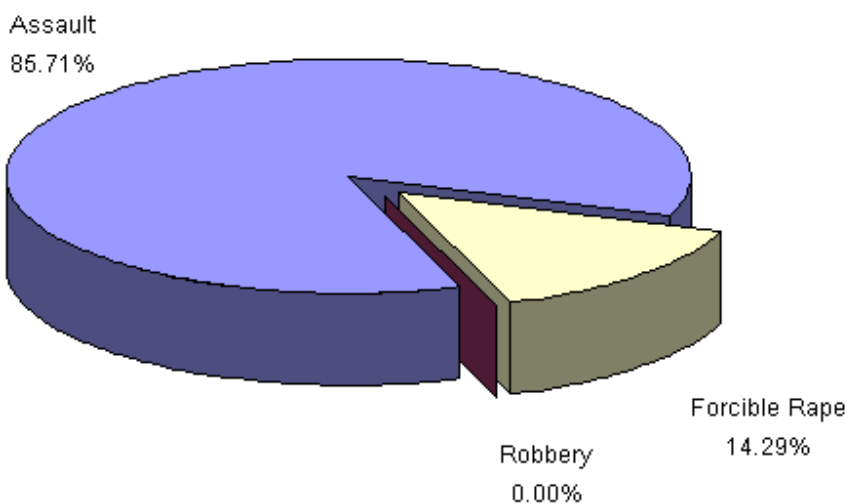
[TOP](#)

# U.C. Santa Barbara Crime Charts


## 2007 Crime By Category



## Violent Crime - 2007



## Property Crime - 2007



[TOP](#)